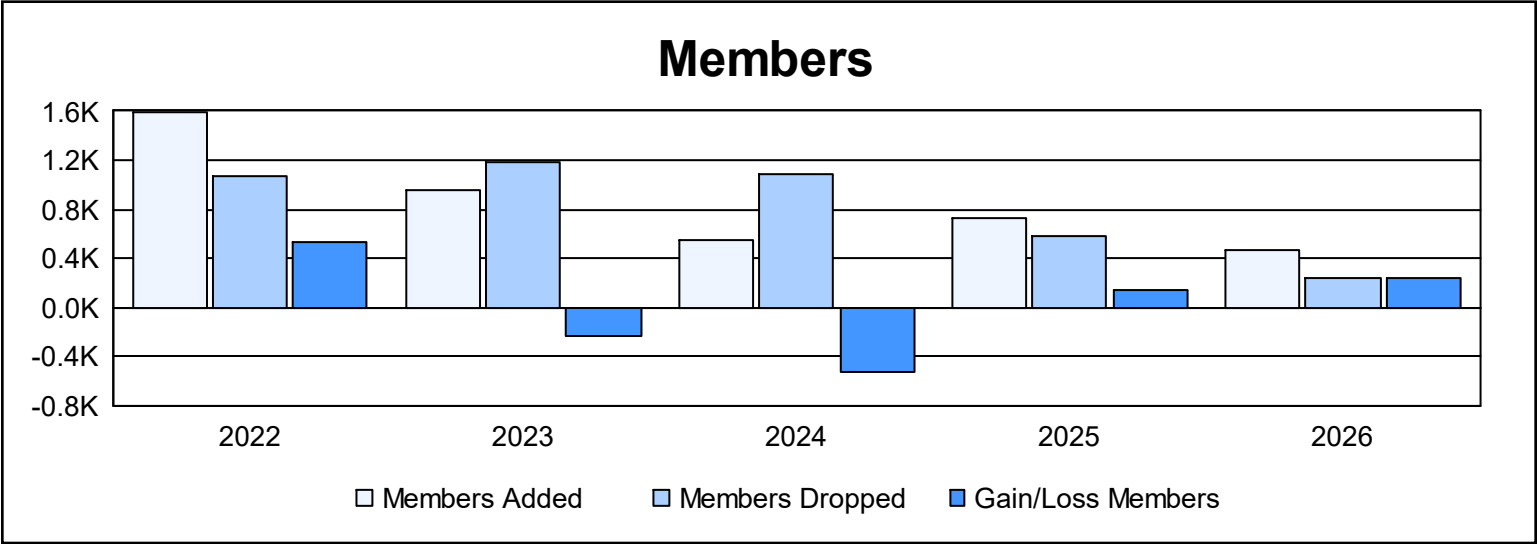
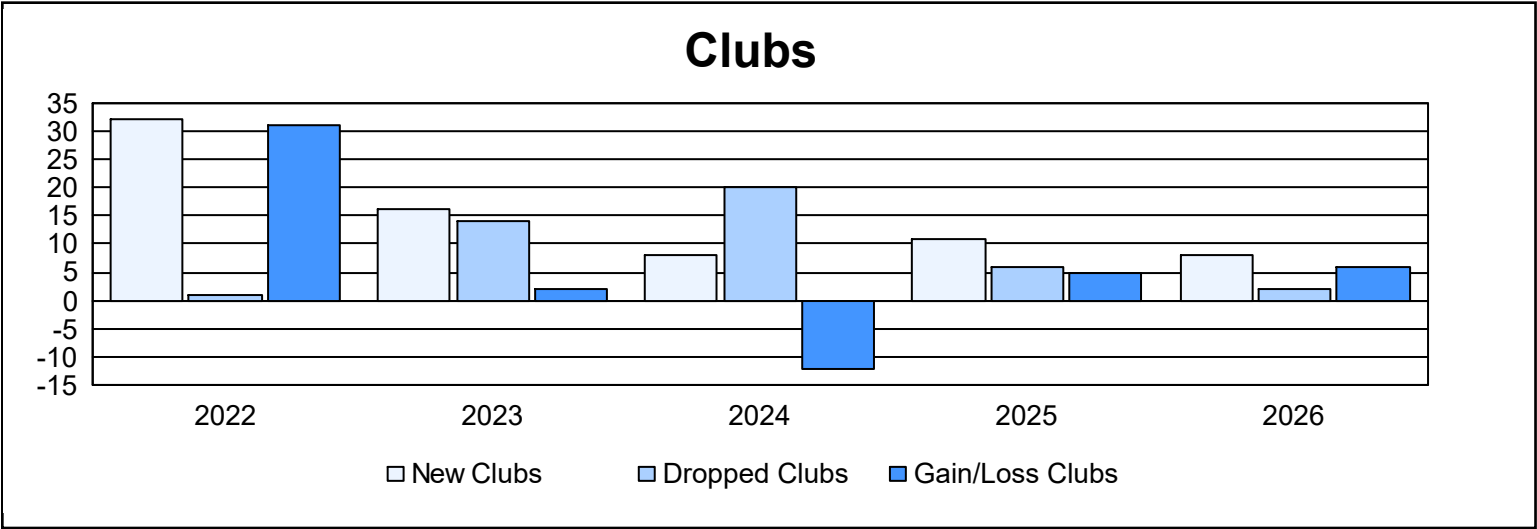
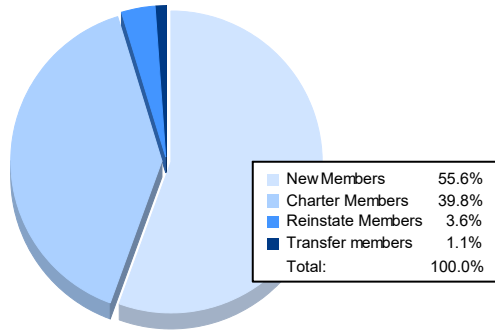


Year	New Clubs	Dropped Clubs	Gain/ Loss Clubs	New Members	Charter Members	Reinstate Members	Transfer Members	Total Member Added	Total Members Dropped	Gain/ Loss Members
2021-2022	32	1	31	656	868	66	5	1,595	1,070	525
2022-2023	16	14	2	270	498	170	12	950	1,178	-228
2023-2024	8	20	-12	276	215	47	18	556	1,087	-531
2024-2025	11	6	5	414	229	73	9	725	581	144
2025-2026	8	2	6	264	189	17	5	475	241	234
Average	15	9	6	376	400	75	10	860	831	29



Membership Composition

November 2025 Cumulative



Gender Composition

November 2025 Cumulative

